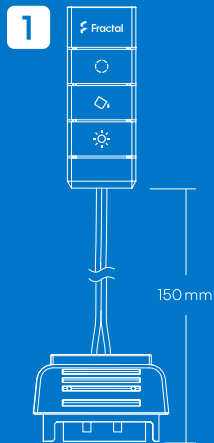
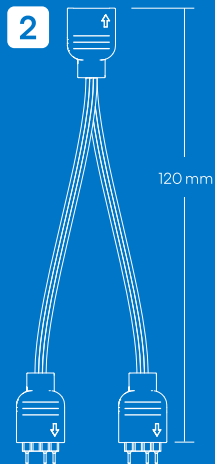


Contents

- 1 Adjust 2 ARGB Controller
- 2 ARGB Splitter Cable




Adjust 2 ARGB Controller



ARGB Splitter Cable

Adjust 2

Manual Addressable RGB controller

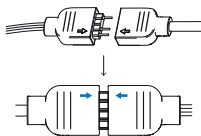


Adjust 2

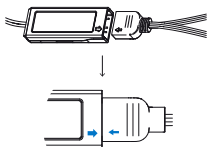
Installation guide



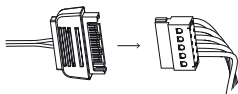
1. (Optional)
Connect ARGB
compatible hardware
to the ARGB Splitter



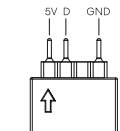
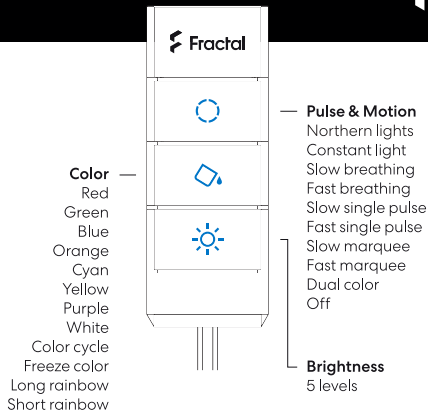
2. Connect ARGB
Splitter to Adjust 2



3. Connect Adjust 2
to power supply



You are now done with the installation.



Connector pinout

Input voltage: 5V
Input current: 2.6A
Serial LEDs supported: 40
Power connector: SATA

5V RGB Y-Splitter included
to connect multiple devices
in parallel.